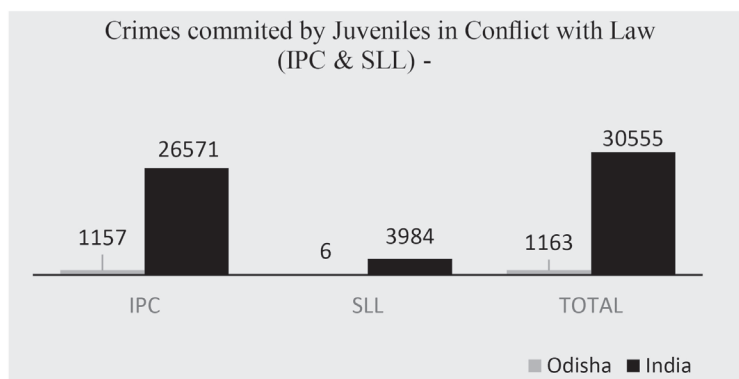


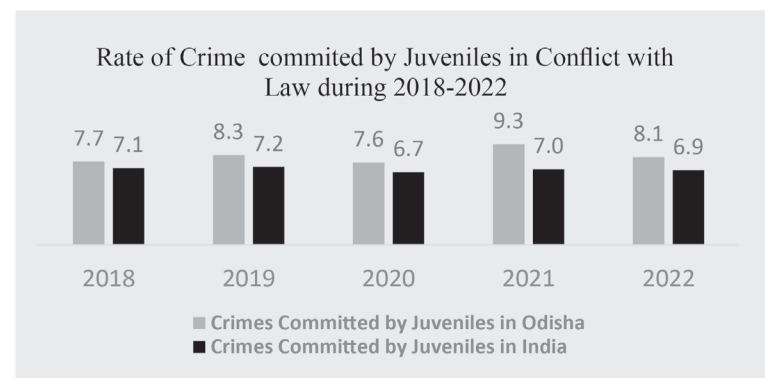
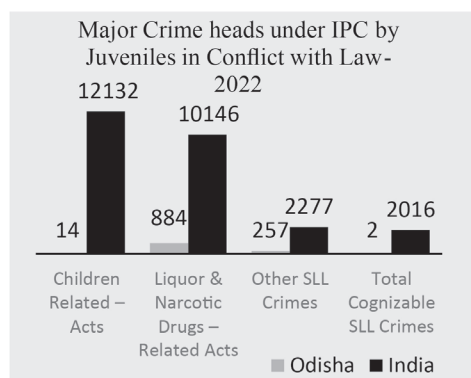
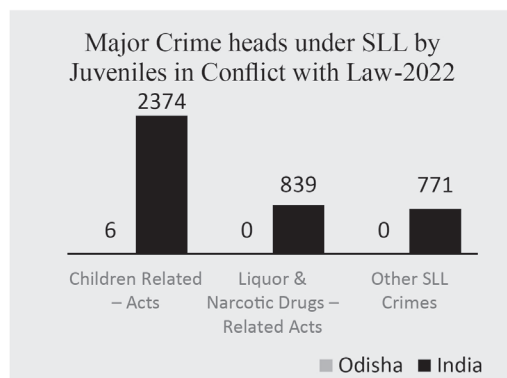
CHILDREN IN CONFLICT WITH LAW IN ODISHA: WHAT DO THE NCRB NUMBERS SAY?

Dr. Pradipta Kumar Sarangi¹

Crimes committed by Juveniles in Conflict with Law under Indian Penal Code (IPC) and Special and Local Laws (SLL)



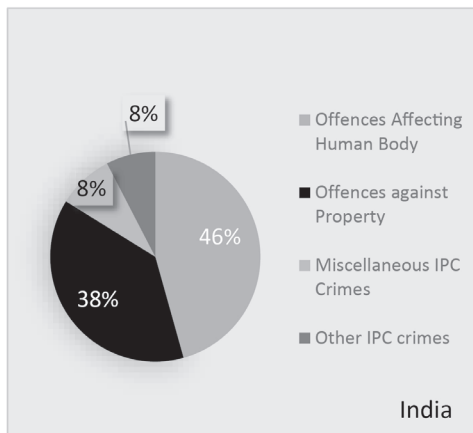
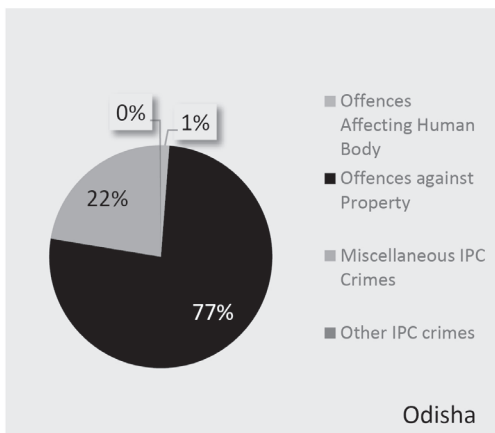
In India, during 2022, 30555 nos. of cases registered against Juveniles from which 26571 under IPC and 4984 cases under SLL. Similarly, during the same period, 1163 cases in the state of Odisha, from which 1157 cases under IPC and only 6 cases under SLL.



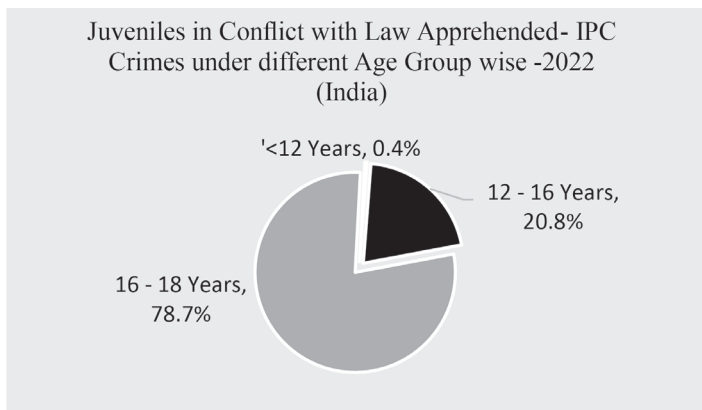
Crime Rate as defined by NCRB (National Crime Records Bureau) is the number of crimes recorded as per One Lakh population for comparing crime levels across different regions in a time period.

¹ Researcher, Centre for Child Rights, National Law University Odisha

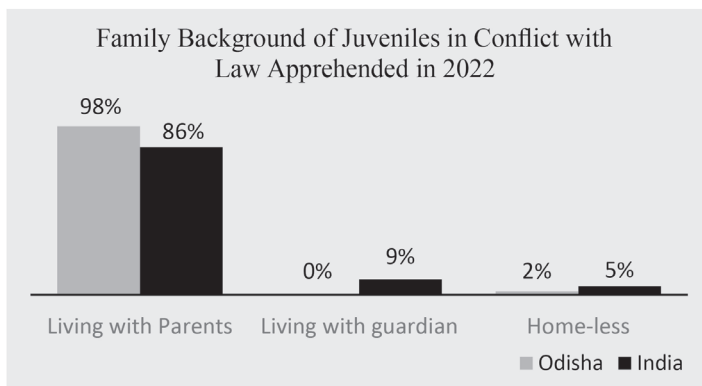
Rate of Different category of Crimes committed by Juveniles in Conflict with Law 2022



Age Group & Family Background of Juveniles in Conflict with Law Apprehended-2022

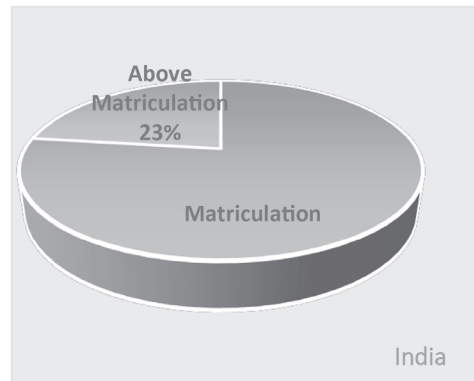
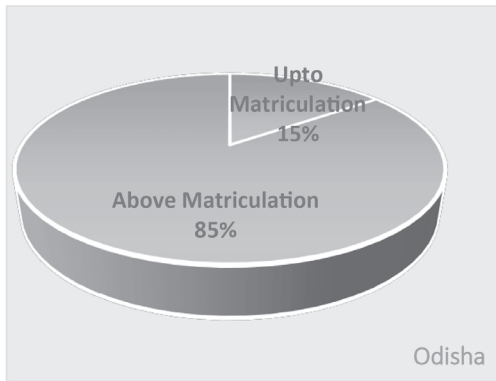


In India, during 2022, Majority of Juveniles in Conflict with Law apprehended under IPC & SSL crimes were in the age group of 16-18 yrs (78.73%), where as 20.82% belongs to 12-16 yrs. and only, 0.44 % belongs to below 12 yrs.

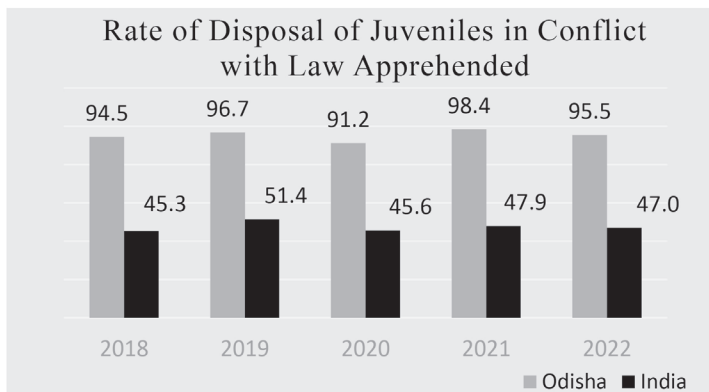


Majority of Juveniles in conflict with Laws apprehended under IPC & SSL crimes were living with their parents. (India-98%, Odisha-86%)

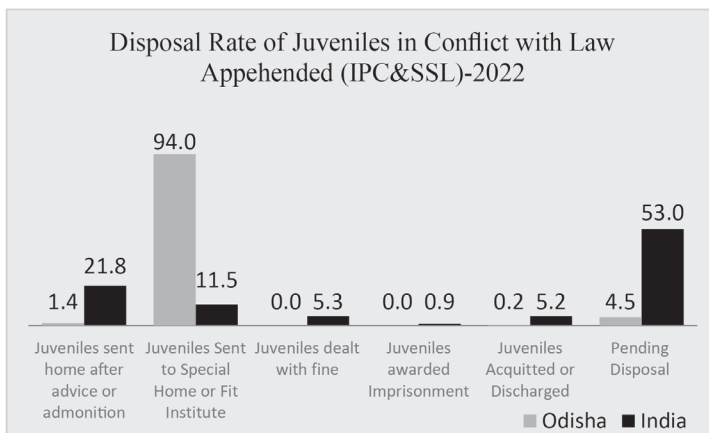
Educational Qualification of Juveniles in Conflict with Law Apprehended in 2022



Rate of Disposal of Juveniles in Conflict with Law Apprehended



The Bar diagram shows the trend of rate of disposal of Juveniles in Conflict with Law apprehended during last five years. The Disposal rate at State of Odisha level are so high i.e. above 90% whereas at National average it is limited to 50%.



The Bar diagram shows the trend of rate of disposal of Juveniles in Conflict with Law apprehended under different heads. 94.01% Juveniles sent to Special home or fit institute in State of Odisha, whereas at National average, it is only 11.53%.

Source: Crime in India Report, National Crime Records Bureau (NCRB)
<https://www.ncrb.gov.in/crime-in-india.html>